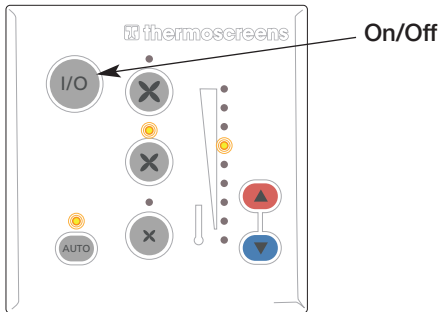




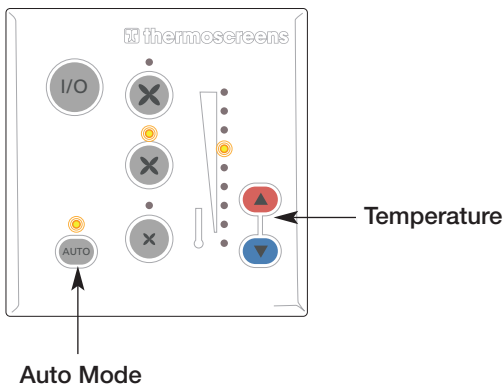
thermoscreens®

## How To : Set up Ecopower Control



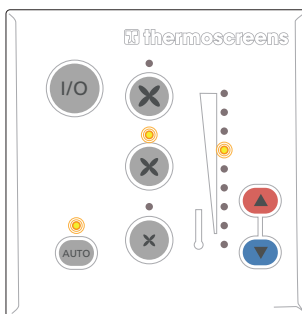
### ON/OFF

- The Air Curtain can be switched on and off using the button indicated
- If the LED's are lit on the handset the Air Curtain is ON



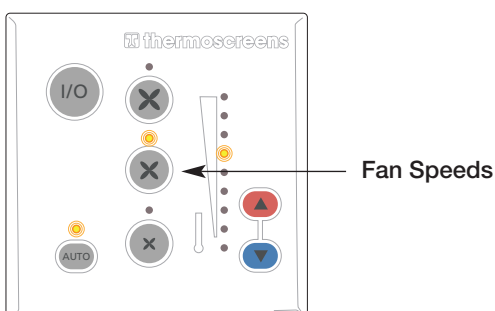
### Temperature Adjustment: Auto Mode

- In Auto Mode Ecopower will adjust the temperature of the air leaving the Air Curtain automatically based on the heat setting on the hand control
- Enter Auto Mode by pressing Auto Button
- Adjust temperature using Red (increase temperature) or Blue (decrease temperature) buttons on the Ecopower handset
- When Ecopower is in Auto Mode temperature can be adjusted in nine steps between no heat and full heat
- 1 LED lit = no heat
- 9 LED's lit = full heat
- NOTE: full heat is approximately 25°C
- Each LED = 1°C
- 2 LED's = 18°C
- 3 LED's = 19°C



### Temperature Adjustment: Manual Mode

- Manual Mode is entered by pressing the Auto button on the Ecopower control. If the LED above the button is NOT lit Ecopower is in Manual Mode
- In Manual Mode the temperature can be adjusted in three stages
- Stage 1 = no heat
- Stage 2 = half heat
- Stage 3 = full heat



### Fan Speed Adjustment

- There are three Fan Speed settings on Ecopower - Low/Medium/High)
- The Fan Speed is adjusted using the three buttons marked